



CONSTRUCTION MATERIALS

TECHNOLOGIES

LABORATORY TEST RESULTS

Report for: Dymotek
7 Main St., P.O. Box 440
Ellington, CT 06029

Date: September 7, 2010
Revised: December 17, 2010

Attention: Tom Trueb

Product Name:	Roof Top Blox™	Manufacturer:	Dymotek
Project No.:	DYMO-001-02-04/07	Source:	Dymotek
Date Received:	Aug 23 and Sep 2, 2010	Dates Tested:	Aug 25 and Sep 3, 2010

Purpose: Determine the wind resistance of Dymotek's Roof Top Blox™ by exposing the two principal faces of the product to a fan-induced air stream velocity of 150 mph. (See Appendix A for schematic of wind loading).

Test Methods: Testing was conducted under client's direction. Specimens were mounted on various substrates by fully adhering the SCB-07: Securing Brackets to the substrate with ADH-12: M-1 Structural Adhesive (TPO substrate was first primed with PRI-13: Primer for M-1 Adhesive). The XTB-02: 1.5" Blox Height Extension was also added to the top of the RTB-01: Roof Top Blox™ and tested. Specimens were subjected to a fan-induced air stream velocity of 150 mph for period of one (1) hour for each principal face of the product (See Appendix A).

Sample Description: Product samples and roof substrates¹ were supplied by Dymotek. RTB-01: Roof Top Blox™ is an injection molded polypropylene component adhered to an extruded polystyrene foam base that provides a load bearing surface and stand-off from the roof. XTB-02: 1.5" Blox Height Extension is an injection molded polypropylene component add-on. SCB-07: Securing Bracket is a molded glass-filled polycarbonate component add-ons. ADH-12: M-1 Structural Adhesive and PRI-13: Primer for M-1 Adhesive are used to secure the SCB-01: Securing Brackets to the roof substrate. Roof substrates used for testing include galvanized steel, coated steel, EPDM, PVC, TPO, and roofing asphalt. Appendix B contains manufacturer's product literature supplied for these products.

¹Roofing asphalt supplied by PRI Consturction Materials Technologies, LLC.


DYMO-01-02-04/07 Rev PRI-CMT Accreditations: IAS TL-189; State of Florida TST5878; Miami-Dade 06-1116.02; CRRC
The test results, opinions, or interpretations are based on the material supplied by the client. This report is for the exclusive use of stated client. No reproduction or facsimile in any form can be made without the client's permission. This report shall not be reproduced except in full without the written approval of this laboratory. PRI Construction Materials Technologies LLC assumes no responsibility nor makes a performance or warranty statement for this material or products and processes containing this material in connection with this report.

Results:

Table 1: Wind Resistance Results for Roof Top Blox™

Property	Test Method	Results ¹ (Pass/Fail)	Requirement
Wind Resistance; 150 mph air velocity exposure of two principal faces for 1 hr	Fan-Induced Air Velocity		
EPDM		Pass	No movement or detachment from substrate.
Galvanized Steel		Pass	No movement or detachment from substrate.
Painted Steel		Pass	No movement or detachment from substrate.
PVC		Pass	No movement or detachment from substrate.
TPO		Pass	No movement or detachment from substrate.
Roofing Asphalt		Pass	No movement or detachment from substrate.
w/XTB-02: 1.5" Blox Height Extension		Pass	No movement or detachment from substrate.

¹Photographs of specimens before and after exposure are contained in Appendix C.

Signed: 
 Steven Mueller
 Technician

Signed: 
 Zach Priest
 Director

Date: December 17, 2010

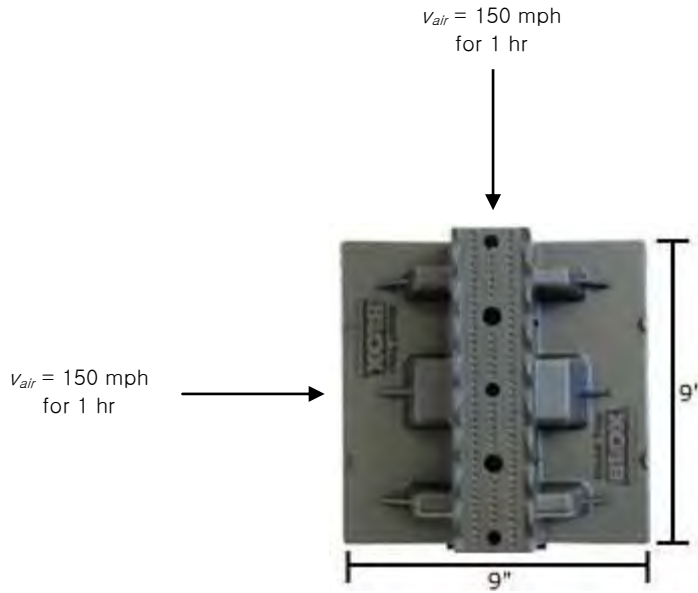
Date: December 17, 2010

Revisions:


December 17, 2010 Corrected materials description for XTB-01.

DYMO-01-02-04/07 Rev PRI-CMT Accreditations: IAS TL-189; State of Florida TST5878; Miami-Dade 06-1116.02; CRRC
 The test results, opinions, or interpretations are based on the material supplied by the client. This report is for the exclusive use of
 stated client. No reproduction or facsimile in any form can be made without the client's permission. This report shall not be
 reproduced except in full without the written approval of this laboratory. PRI Construction Materials Technologies LLC assumes no
 responsibility nor makes a performance or warranty statement for this material or products and processes containing this material in
 connection with this report.

Roof Top Blox™: Directions of Air Velocity



DYMO-01-02-04/07 Rev PRI-CMT Accreditations: IAS TL-189; State of Florida TST5878; Miami-Dade 06-1116.02; CRRC
The test results, opinions, or interpretations are based on the material supplied by the client. This report is for the exclusive use of stated client. No reproduction or facsimile in any form can be made without the client's permission. This report shall not be reproduced except in full without the written approval of this laboratory. PRI Construction Materials Technologies LLC assumes no responsibility nor makes a performance or warranty statement for this material or products and processes containing this material in connection with this report.



ROOF TOP BLOX SPECIFICATIONS



MADE IN
USA

Roof Top Blox Product Specifications

Body Material	Black UV stabilized Polypropylene Copolymer .100" to .135" wall thickness
Base Material	1" thick by 25psi, type 4 closed cell structural foam
Dimensions Weight	8-7/8" square by 4-1/2" high, top accessory adds 1-1/2" to height for 6" height requirements, <i>Blox</i> interlock end to end for wide multi-piping platforms. Weight: 1lb per <i>Blox</i>
Load Bearing	Max load per <i>Blox</i> —Single Point Load: 250lbs./113 kg—Dual Point or Strut-Mounted Load: 350lbs./158 kg. Apply STR-04 slotted steel strut channel under heavy loads over 250lbs.
Spacing	Space <i>Blox</i> approximately every 7 feet along all piping.
Pipe Fastening	Screw indents guide fastening screws into special internal engineered thread gripping feature. #10 sheet metal screws recommended. <i>Blox</i> supplied with 3/4" galvanized universal quick clamping strap for up to 2" pipe. Top surface easily adapts to all types of piping clamps, clips, slotted strut and 3/8" or 1/2" threaded rod. All pipe fastening and adjustments done from top side only.
Accessories	1-1/2" Polypropylene top height extender, 10" slotted steel strut, 12" threaded rod, pipe rollers, securing brackets, M-1 adhesive, and primer for M-1 adhesive.
Warranty	5 years <i>Roof Top Blox</i> replacement against manufacturer's defect.
Applications	<i>Blox</i> engineered to install on flat roof surfaces for supporting gas, condensate or refrigeration lines, electrical conduits, ductwork or roof top walkways and mechanical equipment. Rated for temperatures up to 200°F/93°C.

Suggested Engineering Specification


Roof top support blocks for gas piping, plumbing, HVAC, conduit, cable tray, and mechanical equipment shall be *Roof Top Blox* (RTB-01). The support blocks must be designed to eliminate roof penetrations, flashings or damage to roofing membrane. Support body shall be made of recycled UV-resistant Polypropylene Copolymer. Base platform material shall be 1" thick, 25psi, type 4 closed cell structural foam to distribute and evenly cushion loads. Support top surface shall have molded in pipe organizing saddles and strut mounting cradle. The top surface shall also have screw guide indents and engineered internal screw thread gripping feature. Block must accept 3/8" and 1/2" threaded rod (ROD-03) using side entry nut slots to allow fast top side assembly and piping height adjustments. Aluminum rollers (ROL-05 or ROL-06) shall be installed on long piping runs. Securing brackets (SBC-07) and adhesive (ADH-12) recommended for permanently securing *Blox* into its final installed position, anchoring against wind, rain and snow loads.

Products Available


- RTB-01: Roof Top Blox**
(Includes clamping strap) bundled in 8-pack totes




- XTB-02: 1.5" Blox Height Extension**
Fastens directly on top of *Blox* with #10 screws provided or elevated with extension rods



- ROD-03: 12" Extension Rods**
(2) 1/2" threaded rods, (8) nuts, (4) washers zinc plated




- STR-04: 10" Galvanized Slotted Steel Strut Channel**




- ROL-05: Small Pipe Roller**
(aluminum) Supports 1" to 3" pipe



- ROL-06: Large Pipe Roller** (aluminum)
Supports 4" to 6" pipe (includes strut & mounting screws)



- SCB-07: Securing Brackets** (polycarbonate)
(2) brackets secure *Blox* directly to roof with M-1 Adhesive. Use brackets for wind, water, and snow load conditions. (*Blox* not included.)




- ADH-12: M-1 Structural Adhesive** (gray)
High bond adhesive for all roof membrane systems. Apply directly under *Blox* or SCB-07 brackets — 10 oz. tube bonds 10 pair SCB-07 or 20 RTB-01.




- ADH-13: Primer for M-1 Adhesive**
Primer required for bonding to TPO roof systems — 1 pint can is enough to bond 35 pairs of SCB-07 brackets



RTB-01: Roof Top Blox Unit




4-1/2"




8-7/8"

8-7/8"



1-1/2"



**Roof Top
BLOX**

7 Main St., P.O. Box 440
Ellington, CT 06029
Phone: 860-979-0345
Fax: 860-872-0300

www.rooftopblox.com


04/13

DYMO-01-02-04/07 Rev PRI-CMT Accreditations: IAS TL-189; State of Florida TST5878; Miami-Dade 06-1116.02; CRRC
The test results, opinions, or interpretations are based on the material supplied by the client. This report is for the exclusive use of stated client. No reproduction or facsimile in any form can be made without the client's permission. This report shall not be reproduced except in full without the written approval of this laboratory. PRI Construction Materials Technologies LLC assumes no responsibility nor makes a performance or warranty statement for this material or products and processes containing this material in connection with this report.

Photographs of Roof Top Blox™ over EPDM



Prior to Exposure



After Exposure



Prior to Exposure




After Exposure

DYMO-01-02-04/07 Rev PRI-CMT Accreditations: IAS TL-189; State of Florida TST5878; Miami-Dade 06-1116.02; CRRC
The test results, opinions, or interpretations are based on the material supplied by the client. This report is for the exclusive use of stated client. No reproduction or facsimile in any form can be made without the client's permission. This report shall not be reproduced except in full without the written approval of this laboratory. PRI Construction Materials Technologies LLC assumes no responsibility nor makes a performance or warranty statement for this material or products and processes containing this material in connection with this report.

Photographs of Roof Top Blox™ over Galvanized Steel



Prior to Exposure



After Exposure



Prior to Exposure




After Exposure

DYMO-01-02-04/07 Rev PRI-CMT Accreditations: IAS TL-189; State of Florida TST5878; Miami-Dade 06-1116.02; CRRC
The test results, opinions, or interpretations are based on the material supplied by the client. This report is for the exclusive use of stated client. No reproduction or facsimile in any form can be made without the client's permission. This report shall not be reproduced except in full without the written approval of this laboratory. PRI Construction Materials Technologies LLC assumes no responsibility nor makes a performance or warranty statement for this material or products and processes containing this material in connection with this report.


Photographs of Roof Top Blox™ over Painted Steel




Prior to Exposure



After Exposure




Prior to Exposure




After Exposure

DYMO-01-02-04/07 Rev PRI-CMT Accreditations: IAS TL-189; State of Florida TST5878; Miami-Dade 06-1116.02; CRRC
The test results, opinions, or interpretations are based on the material supplied by the client. This report is for the exclusive use of stated client. No reproduction or facsimile in any form can be made without the client's permission. This report shall not be reproduced except in full without the written approval of this laboratory. PRI Construction Materials Technologies LLC assumes no responsibility nor makes a performance or warranty statement for this material or products and processes containing this material in connection with this report.


Photographs of Roof Top Blox™ over PVC



Prior to Exposure



After Exposure




Prior to Exposure



After Exposure

DYMO-01-02-04/07 Rev PRI-CMT Accreditations: IAS TL-189; State of Florida TST5878; Miami-Dade 06-1116.02; CRRC
The test results, opinions, or interpretations are based on the material supplied by the client. This report is for the exclusive use of stated client. No reproduction or facsimile in any form can be made without the client's permission. This report shall not be reproduced except in full without the written approval of this laboratory. PRI Construction Materials Technologies LLC assumes no responsibility nor makes a performance or warranty statement for this material or products and processes containing this material in connection with this report.


Photographs of Roof Top Blox™ over TPO




Prior to Exposure



After Exposure




Prior to Exposure



After Exposure

DYMO-01-02-04/07 Rev PRI-CMT Accreditations: IAS TL-189; State of Florida TST5878; Miami-Dade 06-1116.02; CRRC
The test results, opinions, or interpretations are based on the material supplied by the client. This report is for the exclusive use of stated client. No reproduction or facsimile in any form can be made without the client's permission. This report shall not be reproduced except in full without the written approval of this laboratory. PRI Construction Materials Technologies LLC assumes no responsibility nor makes a performance or warranty statement for this material or products and processes containing this material in connection with this report.


Photographs of Roof Top Blox™ over Roofing Asphalt




Prior to Exposure



After Exposure



Prior to Exposure



After Exposure

DYMO-01-02-04/07 Rev PRI-CMT Accreditations: IAS TL-189; State of Florida TST5878; Miami-Dade 06-1116.02; CRRC
The test results, opinions, or interpretations are based on the material supplied by the client. This report is for the exclusive use of stated client. No reproduction or facsimile in any form can be made without the client's permission. This report shall not be reproduced except in full without the written approval of this laboratory. PRI Construction Materials Technologies LLC assumes no responsibility nor makes a performance or warranty statement for this material or products and processes containing this material in connection with this report.

Photographs of Roof Top Blox™ with XTB-02: 1.5" Height Extension




Prior to Exposure



After Exposure



Prior to Exposure



After Exposure

DYMO-01-02-04/07 Rev PRI-CMT Accreditations: IAS TL-189; State of Florida TST5878; Miami-Dade 06-1116.02; CRRC
The test results, opinions, or interpretations are based on the material supplied by the client. This report is for the exclusive use of stated client. No reproduction or facsimile in any form can be made without the client's permission. This report shall not be reproduced except in full without the written approval of this laboratory. PRI Construction Materials Technologies LLC assumes no responsibility nor makes a performance or warranty statement for this material or products and processes containing this material in connection with this report.